



ADX Ergo Gesture Chair

INSTRUCTION MANUAL

AERGOBK25 / AERGOGGH25



Safety Warnings

Read all the instructions carefully before using the unit and keep them for future reference.

Retain the manual. If you pass the unit onto a third party, make sure to include this safety and the instruction manual.

Caution!

- After unpacking, make sure the product is complete and undamaged.
- Keep all packaging material (plastic bags, polystyrene foam) out of reach of children.
- Use the product on a flat surface.
- Do not use the product in case of obvious damage.

Warnings!

- Only use this product when fully assembled.
- Assembly only by adults.
- Do not overload your chair.
- Incorrect assembly can result in severe personal injury and property damage.
- Do not tilt the chair or lean over the sides – always ensure all casters are firmly placed on a level surface.
- Children should not play with the chair.
- Do not sit on the armrests.
- Do not lean over the armrests. This could cause the product to become unbalanced and result in injury.
- Always use the chair on a flat, stable surface to prevent injury.
- Do not use on slippery floor.
- Do not stand on the chair.
- If the damaged product is irreparable please dispose of the product. Using a damaged product may lead to personal injury.
- This product is intended for indoor household use.
- Do not try to replace or repair the gas lift.
- Do not put your fingers into the gaps of revolving parts.
- Fastening parts and wearing parts should regularly be checked for tightness and abrasion.
- To clean the unit, wipe the surface with a slightly moist, lint-free cloth.
- Do not use any cleaning fluids containing alcohol, ammonia or abrasives.
- Keep the original packaging for any future transporting requirements.
- Instruction manual needs to be kept for further inquiries and references.
- Refer to the instruction manual for safe assembling.
- Danger might occur due to wrong assembling.
- Do not leave your child unsupervised.

CUSTOMER HELPLINE (UK Customers Only)

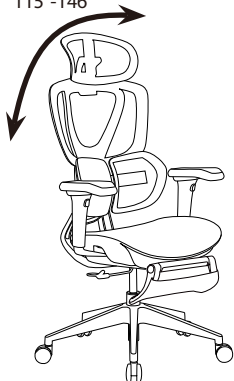
0344 561 1234



1140 – 1390 mm



115°-146°




360°



<850 mm

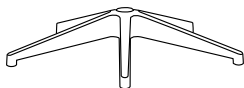




A × 5



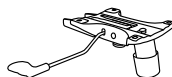
B × 1



C × 1



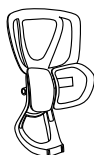
D × 1



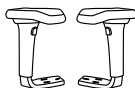
E × 1



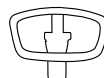
F × 1



G × 1



H × 1



I × 1



J × 3



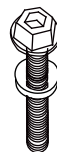
M8x25mm

K × 4



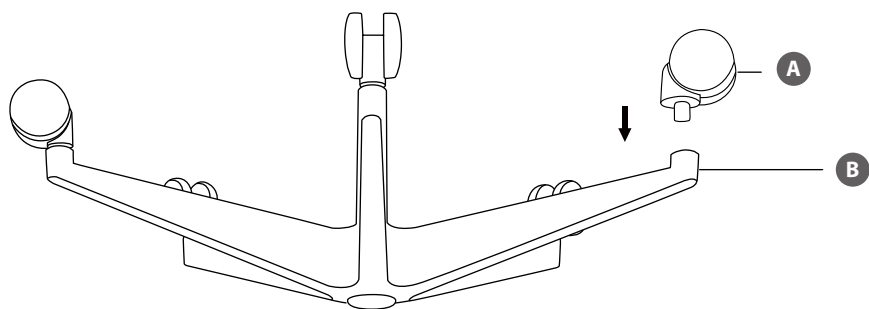
M6x16mm

L × 6

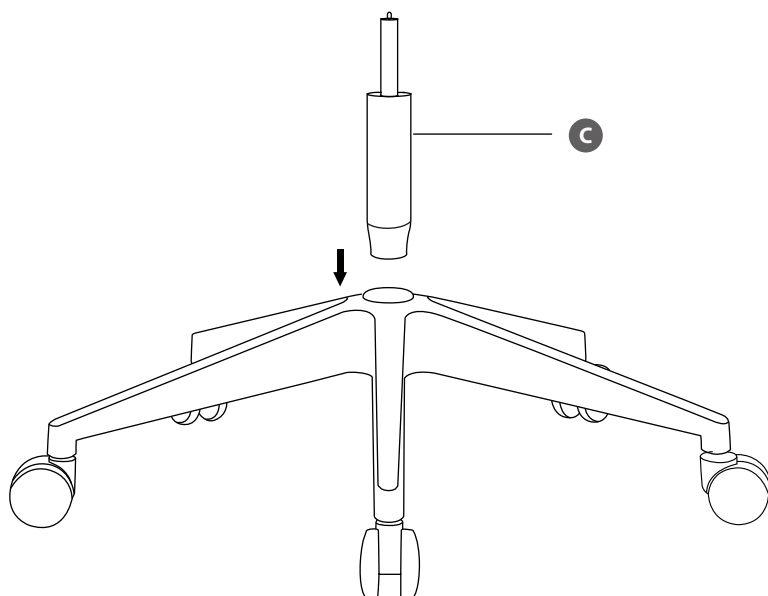


M6x35mm

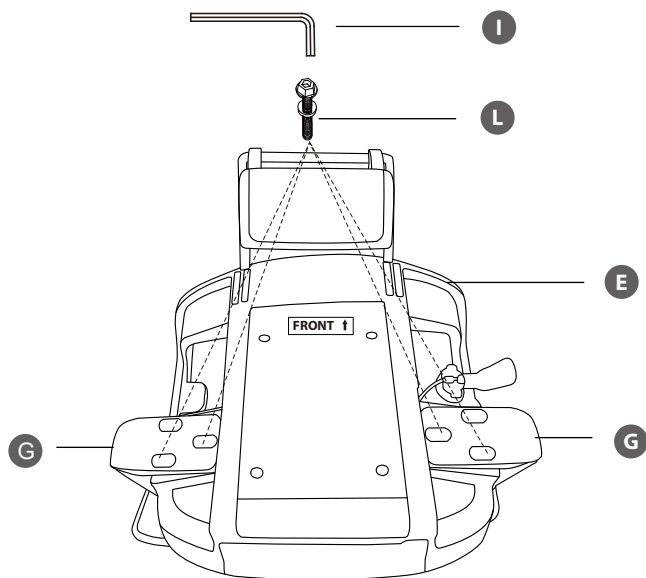
1



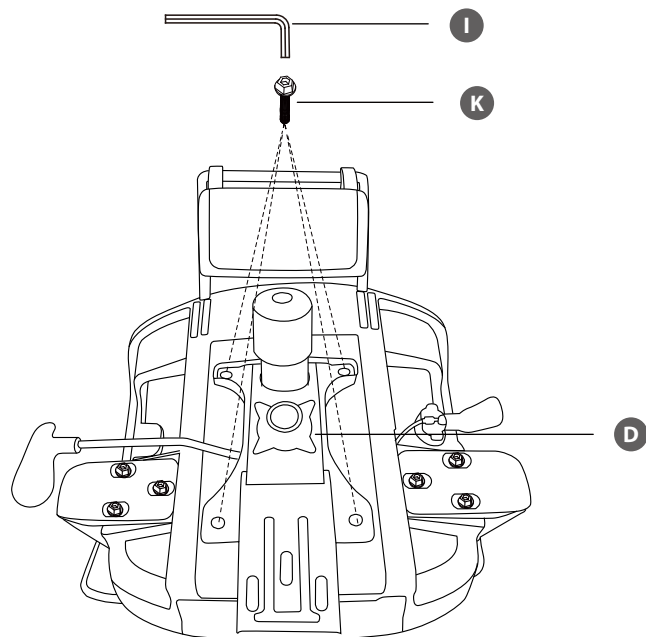
2



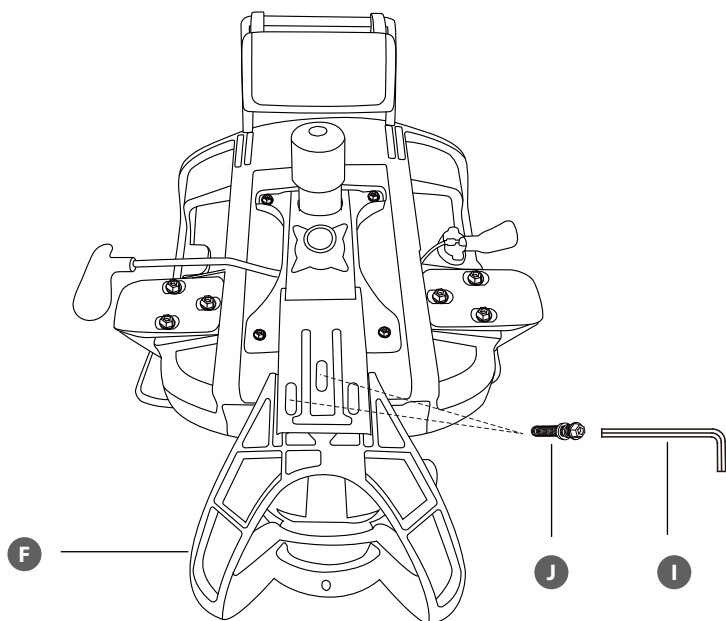
3



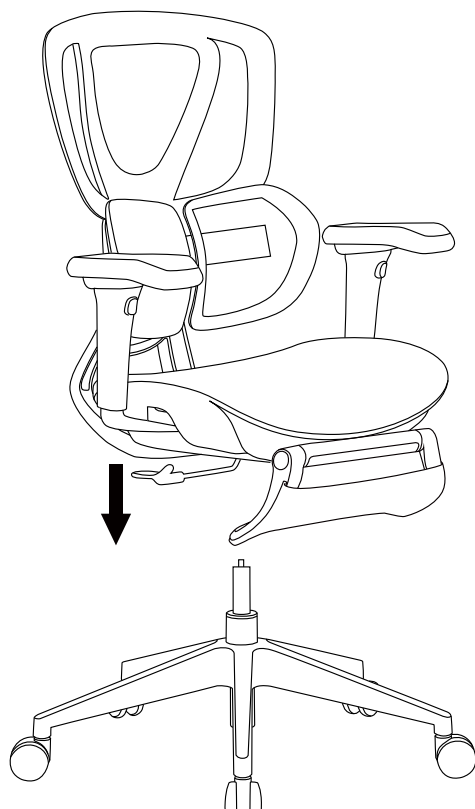
4



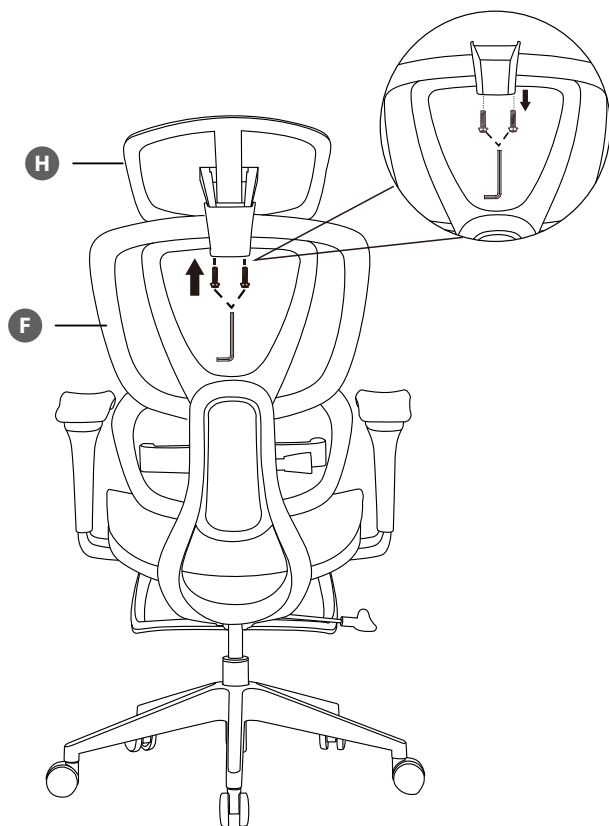
5



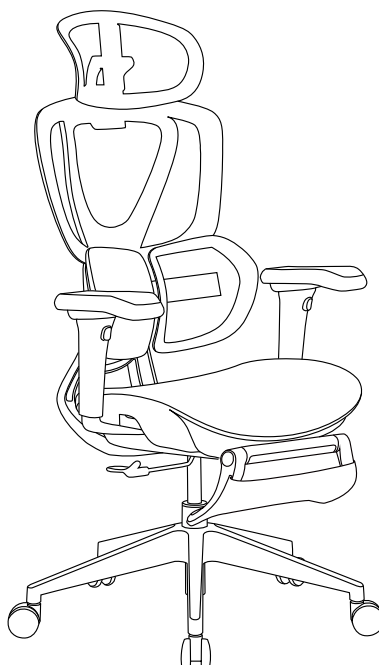
6



7

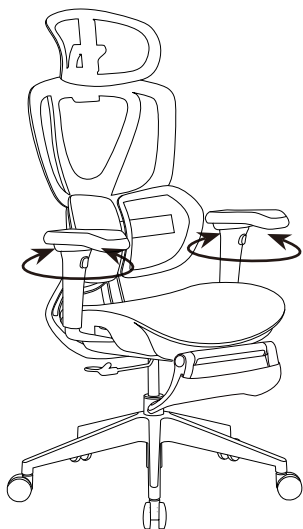


8

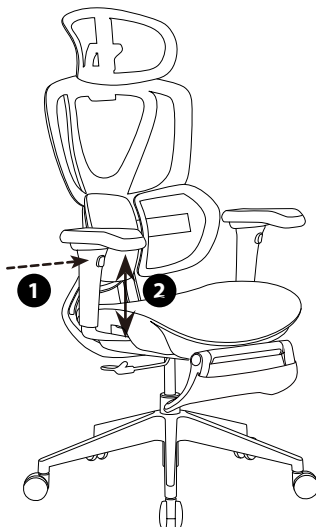


Armrest Adjustments

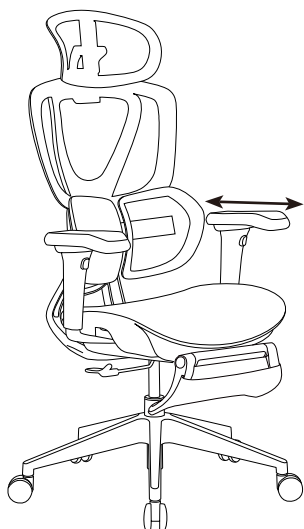
Swivel



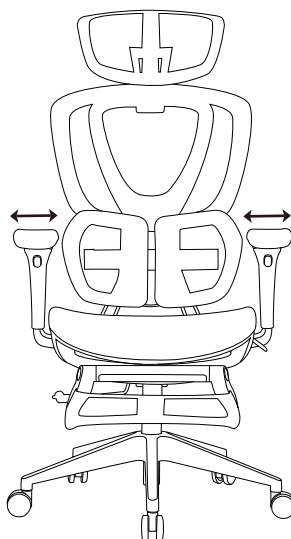
Height Adjustment



Backward and Forward



Side-to-Side

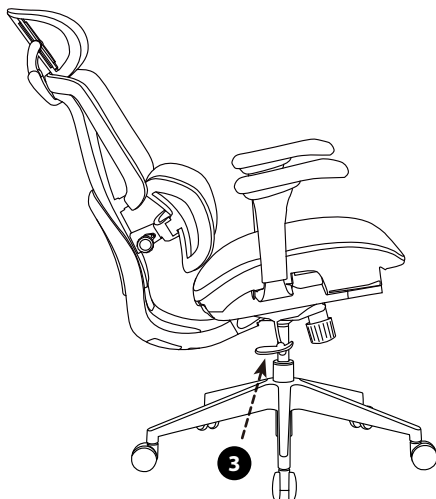


Seat Position Adjustments

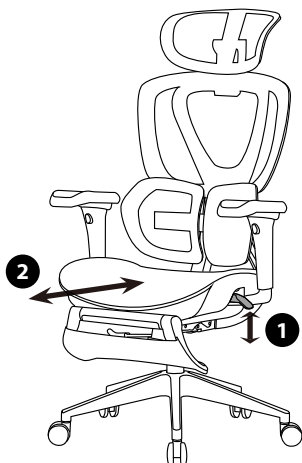
Back Tilting



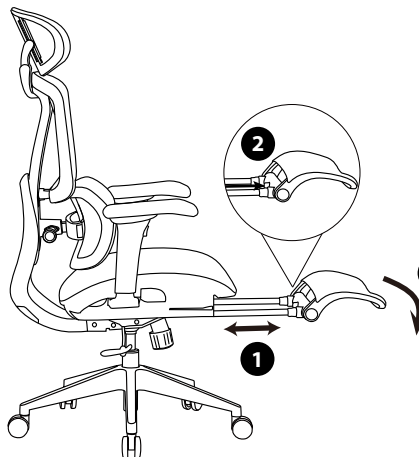
Make sure you have pushed in the lever to secure the seat position.



Seat Slide



Foot Rest



Currys.co.uk

All the support you need.

Whether it's a tech emergency or
you need plain good advice, we're
always on hand to help.

UK: 0344 561 1234

IRE: 0818 810575

Partmaster
CO.UK

Visit Partmaster.co.uk today for the easiest way to buy electrical spares and accessories.

With over 1 million spares and accessories available we can deliver direct to your door
the very next day. Visit www.partmaster.co.uk or call **0344 800 3456** (UK customers only).

Calls charged at National Rate.

UK Representative and Responsible Person

Currys Group Limited (No. 504877)

1 Portal Way, London, W3 6RS, UK

<https://www.currys.co.uk>

EU Representative and Responsible Person

Currys Ireland Limited (No. 259460)

3rd Floor Office Suite, Omni Park SC,

Santry, Dublin 9, Republic of Ireland

<https://www.currys.ie>

UK & EU Contact details: business.standards@currys.co.uk